BE YOUR OWN INSPECTOR ON YOUR 'A4 MACHINE GUN



That's right. A real close inspection now may pinpoint some small troubles that could grow into big ones at just the wrong time.

This checklist will clue you on what to look for. But don't stop there. Always be on the lookout for rust, 'specially on polished machined surfaces, corrosion, cracks, dents and wear on all parts of the gun and mount. Keep the parts lubed that're supposed to be lubed. And two final points:

HAVE YOUR GUN HEADSPACED AND TIMED RIGHT ALL THE TIME.
NEVER FIRE LIVE AMMO WITHOUT REMOVING THE BLANK FIRING ATTACHMENTS.

HERE'RE THE THINGS TO LOOK FOR. THE MAJOR DEFICIENCIES ARE IN HEAVY TYPE. IF ANY OF THESE SHOW UP, BUZZ YOUR ARMORER.

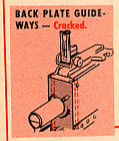

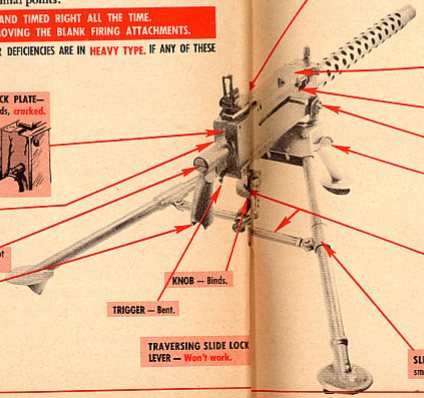



PINTLE — Tight.

LOCK — Won't hold.

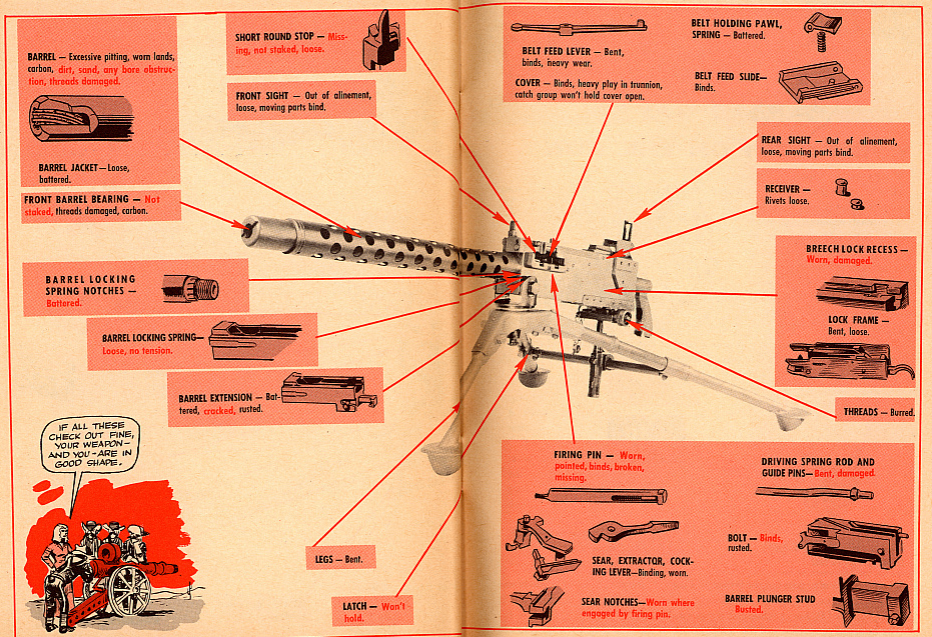
BARREL — Excessive pitting, worn lands, carbon, dirt, sand, any bore obstruction, threads damaged.
BARREL JACKET — Loose, battered.
FRONT BARREL BEARING — Not staked, threads damaged, carbon.
BARREL LOCKING SPRING NOTCHES — Battered.
BARREL LOCKING SPRING— Loose, no tension.
BARREL EXTENSION — Battered, cracked, rusted.
IF ALL THESE CHECK OUT FINE, YOUR WEAPON— AND YOU—ARE IN GOOD SHAPE.
SHORT ROUND STOP — Missing, not staked, loose.
FRONT SIGHT — Out of alinement, loose, moving parts bind.
LEGS — Bent.
LATCH — Won't hold.
BELT FEED LEVER — Bent, binds, heavy wear.
COVER — Binds, heavy play in trunnion, catch group won't hold cover open.
BELT HOLDING PAWL, SPRING — Battered.
BELT FEED SLIDE— Binds.
REAR SIGHT — Out of alinement, loose, moving parts bind.
RECEIVER — Rivets loose.
BREECH LOCK RECESS — Worn, damaged.
LOCK FRAME — Bent, loose.
THREADS — Burred.
FIRING PIN — Worn, pointed, binds, broken, missing.
SEAR, EXTRACTOR, COCKING LEVER—Binding, worn.
SEAR NOTCHES—Worn where engaged by firing pin.
DRIVING SPRING ROD AND GUIDE PINS— Bent, damaged.
BOLT — Binds, rusted.
BARREL PLUNGER STUD Busted.